

REPORT CARD 2008-2009

proving poverty is not a barrier to high student achievement

AT A GLANCE

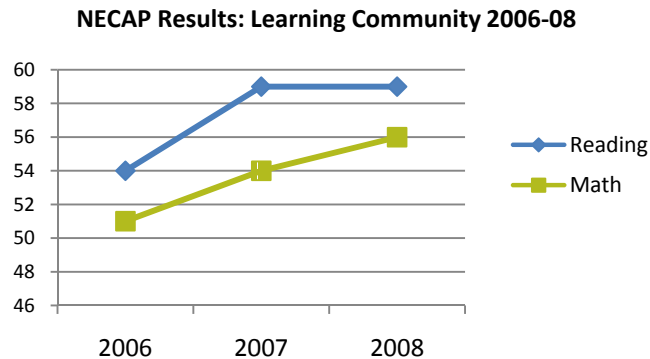
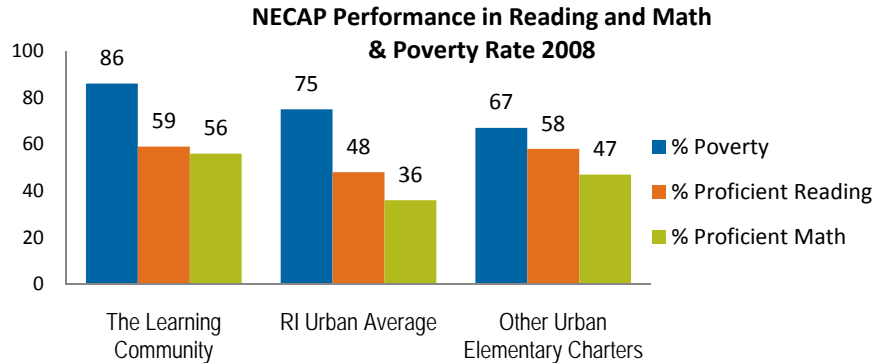
Founded: 2004 Grades Served: K-5
 Designation: High Poverty Teachers: 17
 Student Enrollment: 342 Budget: \$4.3 million

ACHIEVEMENT HIGHLIGHTS

- Outperform urban average in reading and math
- Best family engagement of any RI public school
- Outstanding fiscal track record
- Waiting list of over 400 students
- Purchased 84,000 s.f. facility
- Serving as paid consultant to other schools

STUDENT ACHIEVEMENT

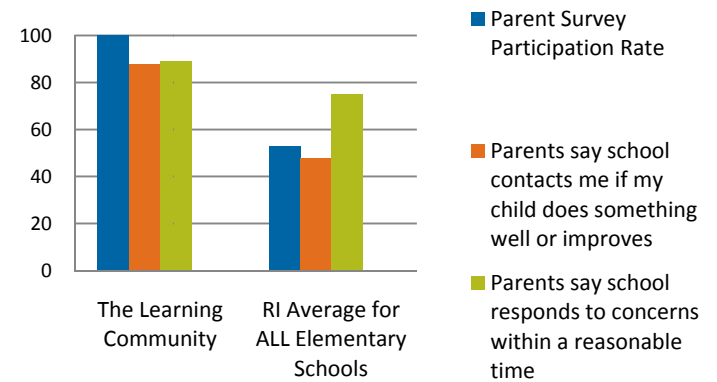
Learning Community students outperform the sending districts on standardized tests and their scores show consistent growth as the school matures.



FAMILY ENGAGEMENT

For two consecutive years The Learning Community has had the best family engagement score of **any** public school – urban or suburban – in the state of Rhode Island.

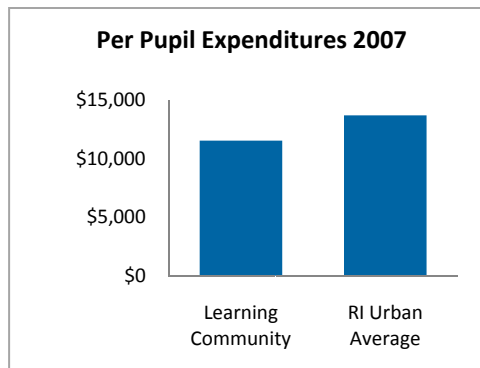
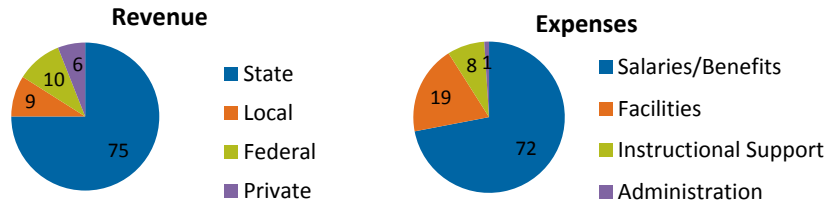
Family Engagement Indicators Information Works 2009



FINANCIAL MANAGEMENT

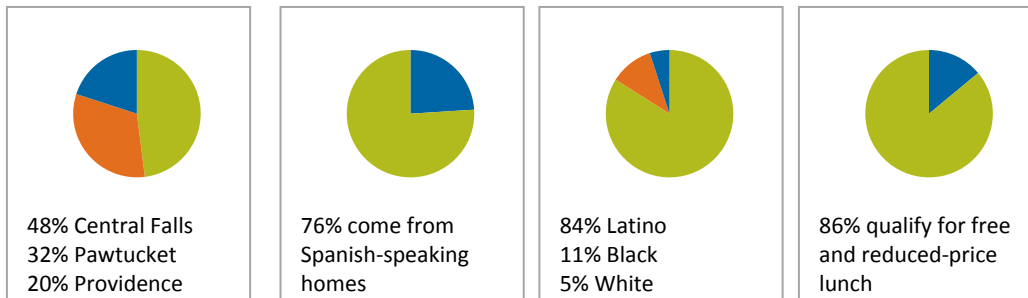
In 2008, The Learning Community's financial systems, performance, and position were evaluated by the Nonprofit Finance Fund (NFF), which gave the school its highest rating, saying:

"The Learning Community has demonstrated both conservative and disciplined financial management and has managed to an annual surplus that has grown consistently each year. . . . These accumulated surpluses have allowed The Learning Community to build a cash cushion, the stewardship and use of which is a key component of The Learning Community's financial durability and sustainability as it approaches the post-growth phase of its life cycle where costs will be rising faster than revenues."



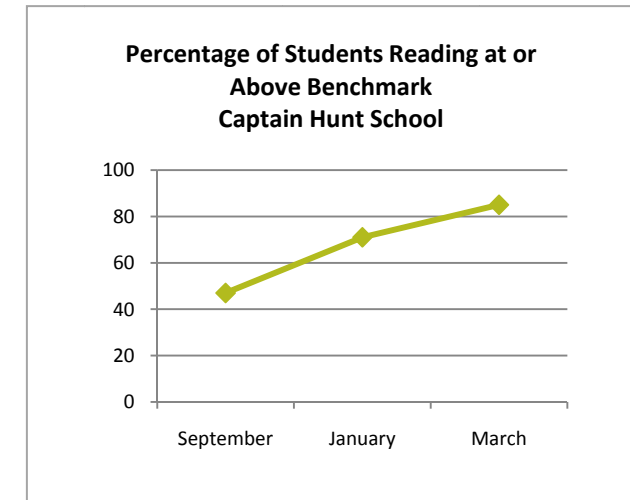
STUDENT DEMOGRAPHICS

Learning Community students reflect the profile of urban public schools in Rhode Island.



OUR EXTENDED IMPACT

The Learning Community has served as a consultant to the Central Falls School Department in 2008-09. At Captain Hunt School five Kindergarten classrooms participated in the Growing Readers Initiative, which revamped the approach to reading with dramatic results. As of March 2009 85% of participating students were reading at or above the national benchmark in reading. This reflects a 38 point gain (81% improvement) since the initial September results.



DATA SOURCES

Student Achievement: NECAP 2008, RI Department of Education (RIDE) www.ride.ri.gov/Assessment/; Poverty, RIDE, October 2008 enrollment

Family Engagement: Information Works 2009, RIDE www.infoworks.ride.uri.edu/2009/

Financial Management: Internal budget data 2008-09; Per Pupil Expenditures, InSite, RIDE www.ride.ri.gov/Finance/ride_insite/

Extended Impact: Internal test data, Central Falls Public Schools, Fall 2008

Student Demographics: Internal family intake data, Fall 2008; internal SALT survey data, Spring 2008.

21 Lincoln Avenue
Central Falls, RI 02863
401-722-9998
www.thelearningcommunity.com

THE LEARNING COMMUNITY
a public charter school